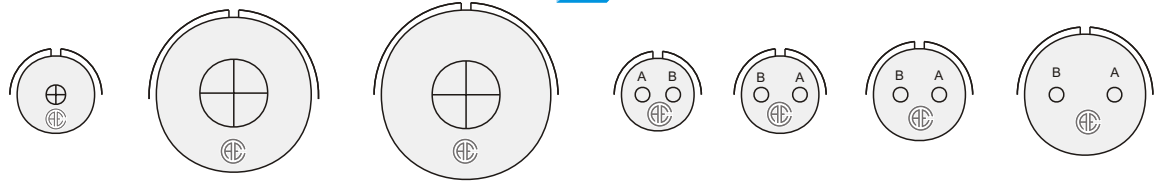


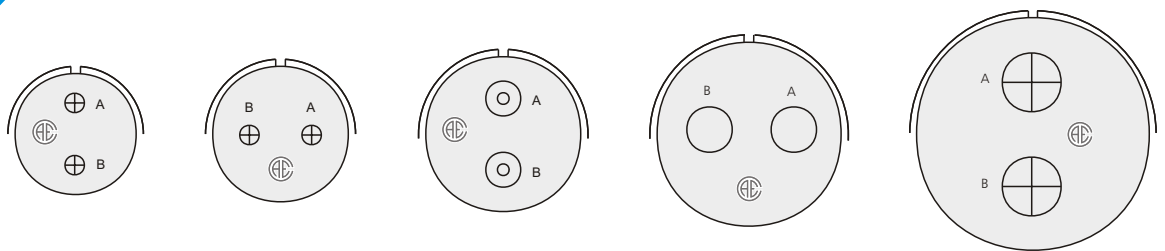
# CONTACT ARRANGEMENTS

1



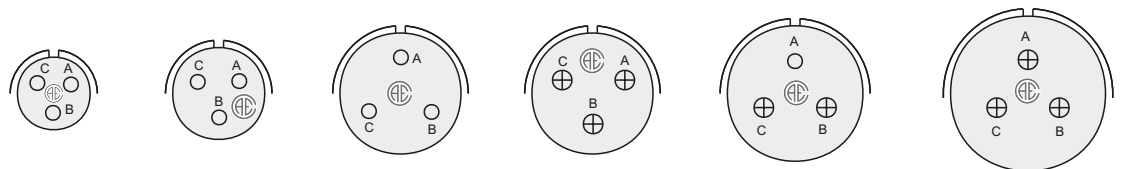
ARRANGEMENT	12 - 5	20 - 2	22 - 7	10SL - 4	12S - 3	14S - 9	16S - 4
NO. OF CONTACTS	1	1	1	2	2	2	2
CONTACT SIZE	12	0	0	16	16	16	16
SERVICE RATING	D	D	E	A	A	A	D

2



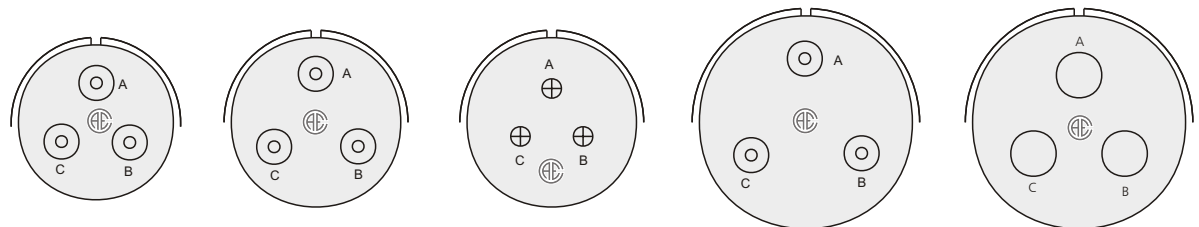
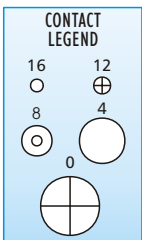
ARRANGEMENT	16 - 11	18 - 3	20 - 23	24 - 9	32 - 5
NO. OF CONTACTS	2	2	2	2	2
CONTACT SIZE	12	12	8	4	0
SERVICE RATING	A	D	A	A	D

3



ARRANGEMENT	10SL - 3	14S - 7	16S - 5	16 - 10	18 - 5	20 - 3
NO. OF CONTACTS	3	3	3	3	3	3
CONTACT SIZE	16	16	16	12	2-12, 1-16	12
SERVICE RATING	A	A	A	A	D	D

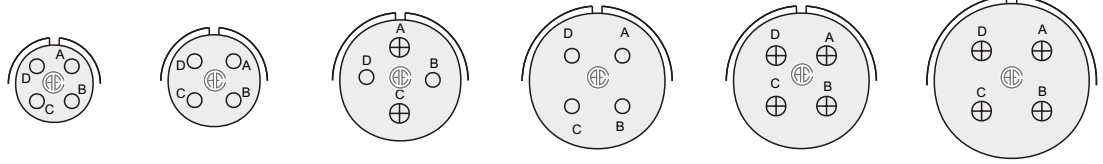
3



ARRANGEMENT	20 - 19	22 - 2	22 - 9	28 - 3	28 - 6
NO. OF CONTACTS	3	3	3	3	3
CONTACT SIZE	8	8	12	8	4
SERVICE RATING	A	D	E	E	D

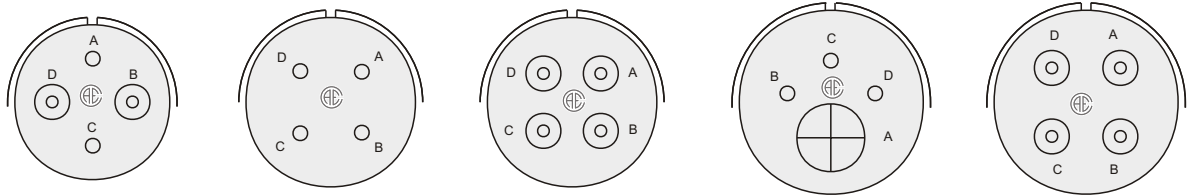
# CONTACT ARRANGEMENTS

4



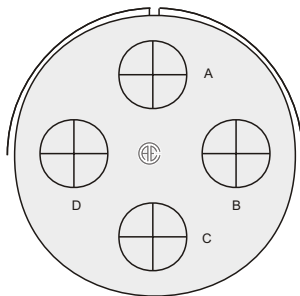
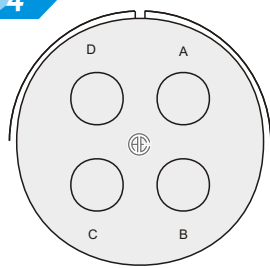
ARRANGEMENT	12SP - 10	14S - 2	16 - 9	18 - 4	18 - 10	20 - 4
NO. OF CONTACTS	4	4	4	4	4	4
CONTACT SIZE	16	16	2-12, 2-16	16	12	12
SERVICE RATING	INST.	INST.	A	D	A	D

4

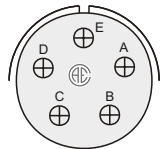
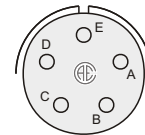
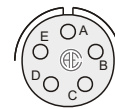


ARRANGEMENT	20 - 24	22 - 10	22 - 22	24 - 4	24 - 22
NO. OF CONTACTS	4	4	4	4	4
CONTACT SIZE	2-8, 2-16	16	8	1-0, 3-16	8
SERVICE RATING	A	E	A	D	D

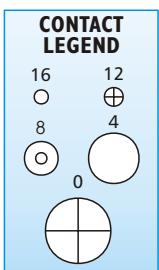
4



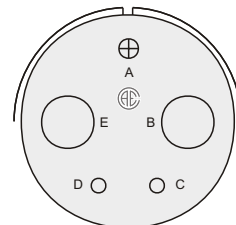
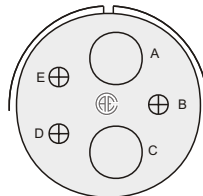
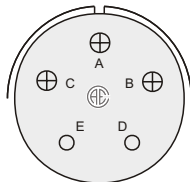
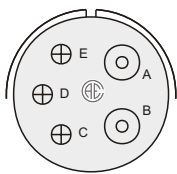
5



ARRANGEMENT	32 - 17	36 - 5	14S - 5	16S - 8	18 - 11
NO. OF CONTACTS	4	4	5	5	5
CONTACT SIZE	4	0	16	16	12
SERVICE RATING	D	A	INST.	A	A



5



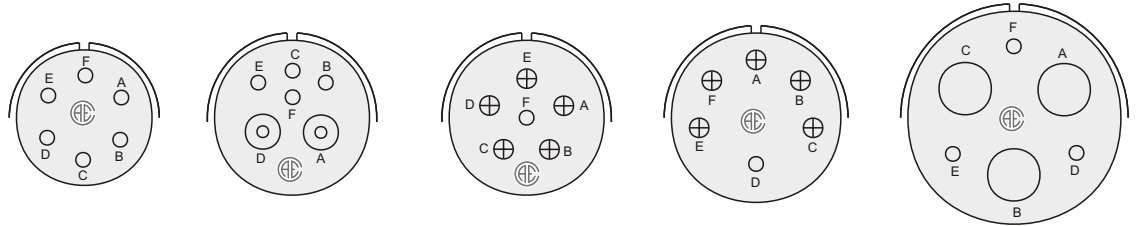
6



ARRANGEMENT	20 - 14	22 - 34	24 - 12	28 - 5	14S - 6
NO. OF CONTACTS	5	5	5	5	6
CONTACT SIZE	2-8, 3-12	3-12, 2-16	2-4, 3-12	2-4, 1-12, 2-16	16
SERVICE RATING	A	D	A	D	INST.

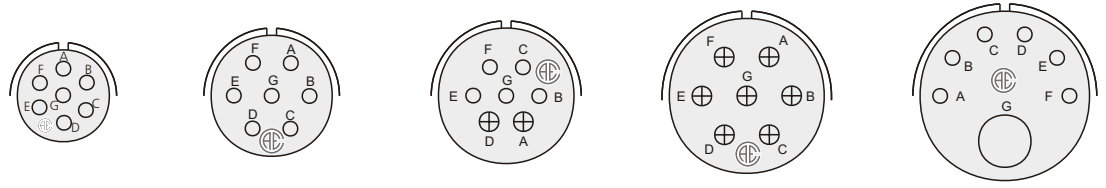
# CONTACT ARRANGEMENTS

6



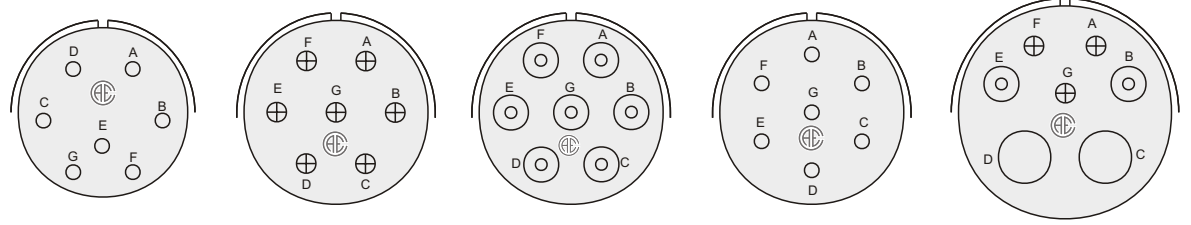
ARRANGEMENT	18 - 12	20 - 8	20 - 17	22 - 15	28 - 22
NO. OF CONTACTS	6	6	6	6	6
CONTACT SIZE	16	2-8, 4-16	5-12, 1-16	5-12, 1-16	3-4, 3-16
SERVICE RATING	A	INST.	A	D = E, ABCEF = A	D

7



ARRANGEMENT	14SA - 61	16 - 1	18 - 9	20 - 15	22 - 29
NO. OF CONTACTS	7	7	7	7	7
CONTACT SIZE	16	16	2-12, 5-16	12	1-4, 6-16
SERVICE RATING	INST.	A	INST.	A	A



7






ARRANGEMENT	22 - 33	24 - 2	24 - 10	24 - 27	28 - 10
NO. OF CONTACTS	7	7	7	7	7
CONTACT SIZE	16	12	8	16	2-4, 2-8, 3-12
SERVICE RATING	ABCD = D, EFG = A	D	A	E	G = D, BAL = A

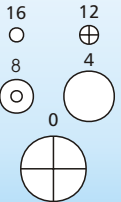
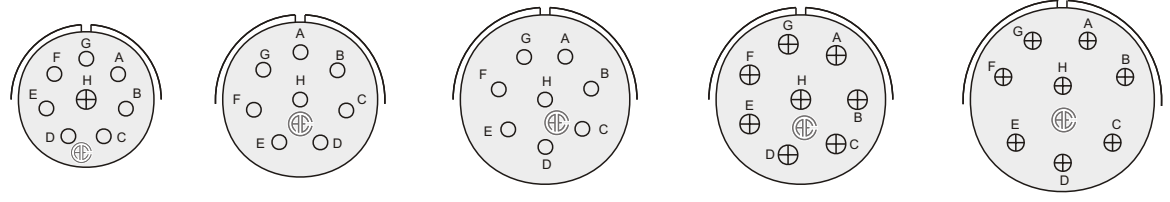
8

**CONTACT LEGEND**

16  12 

8  4 

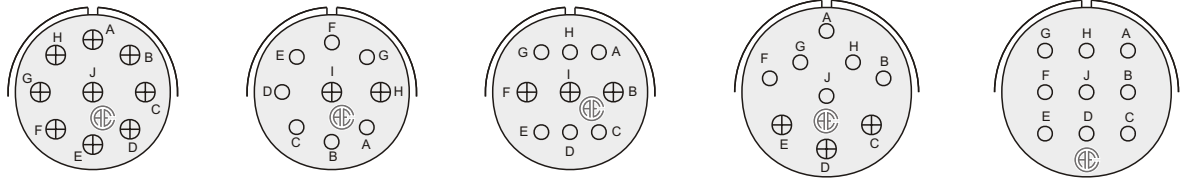
0 

ARRANGEMENT	18 - 8	20 - 7	22 - 18	22 - 23	24 - 6
NO. OF CONTACTS	8	8	8	8	8
CONTACT SIZE	1-12, 7-16	16	16	12	12
SERVICE RATING	A	ABHG = D, CDEF = A	ABFGH = D, CDE = A	H = D, BAL = A	A, G, H = D, BAL = A

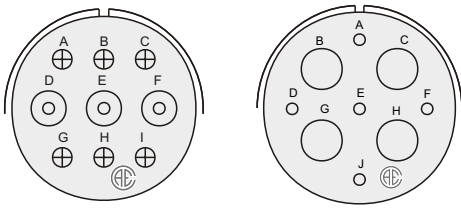
# CONTACT ARRANGEMENTS

9

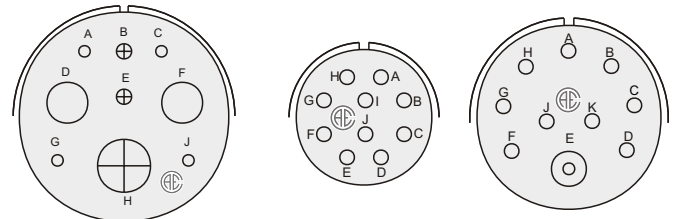


ARRANGEMENT	20L - 9	20 - 16	20 - 18	22 - 16	22 - 20
NO. OF CONTACTS	9	9	9	9	9
CONTACT SIZE	12	2-12, 7-16	3-12, 6-16	3-12, 6-16	16
SERVICE RATING	INST.	A	A	A	A

9

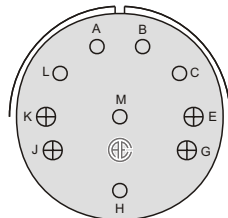


10

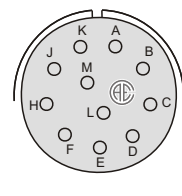


ARRANGEMENT	24 - 11	28L - 16	32 - 3	18 - 1	24 - 21
NO. OF CONTACTS	9	9	9	10	10
CONTACT SIZE	3-8, 6-12	5-16, 4-4	4-16, 2-12, 2-4, 1-0	16	1-8, 9-16
SERVICE RATING	A	A	D	BCFG=A, BAL.=INST.	D

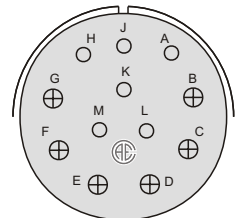
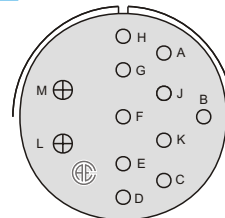
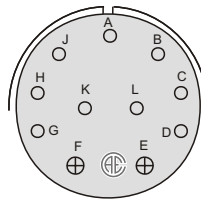
10



11

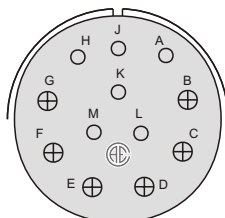


12

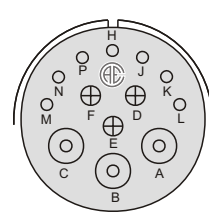
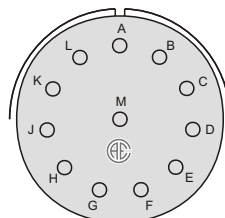


ARRANGEMENT	28 - 19	20 - 33	24 - 20	28 - 8	28 - 9
NO. OF CONTACTS	10	11	11	12	12
CONTACT SIZE	4-12, 6-16	16	9-16, 2-12	2-12, 10-16	6-12, 6-16
SERVICE RATING	HM=E, B=D, BAL.=A	A	D	LM=E, B=D, BAL.=A	D

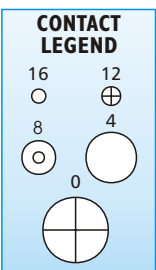
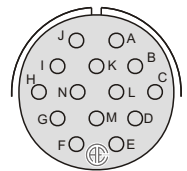
12



13



14



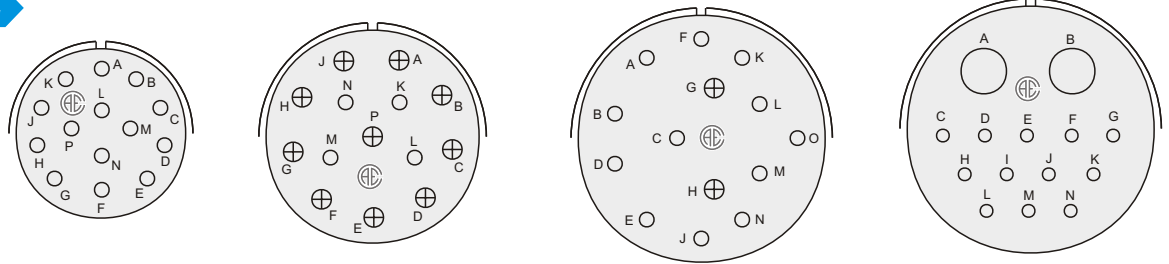
ARRANGEMENT	28 - 9	28 - 18	24L - 58	20 - 27
NO. OF CONTACTS	12	12	13	14
CONTACT SIZE	6-12, 6-16	16	3-8, 3-12, 7-16	16
SERVICE RATING	D	M=C, GHJKL=D, AB=A, BAL.=INST.	INST	A

**"Connect Through Allied"**

**To Index**

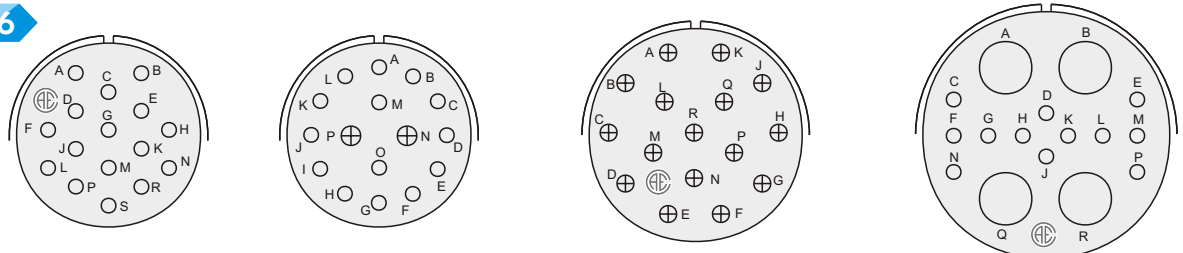
# CONTACT ARRANGEMENTS

14



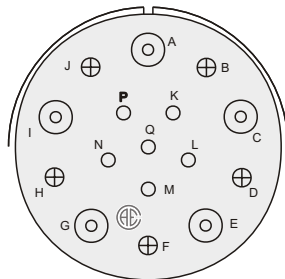
ARRANGEMENT	22 - 19	28 - 20	32 - 4	32 - 9
NO. OF CONTACTS	14	14	14	14
CONTACT SIZE	16	10-12, 4-16	2-12, 12-16	12-16, 2-4
SERVICE RATING	A	A	FJKN = A, BAL. = D	D

16

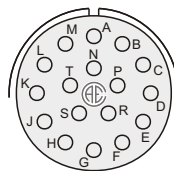


ARRANGEMENT	24 - 5	24 - 7	28L - 61	32L - 68
NO. OF CONTACTS	16	16	16	16
CONTACT SIZE	16	2-12, 14-16	12	4-4, 12-16
SERVICE RATING	A	A	A	A

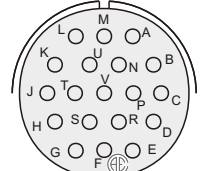
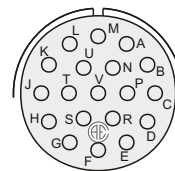
16



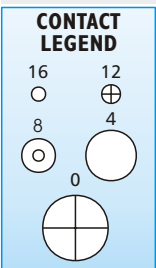
17



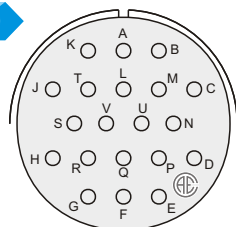
19



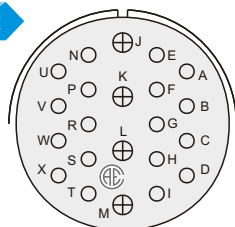
ARRANGEMENT	36 - 14	20 - 29	20L - 48	22 - 14
NO. OF CONTACTS	16	17	19	19
CONTACT SIZE	5-8, 5-12, 6-16	16	16	16
SERVICE RATING	D	A	INST.	A



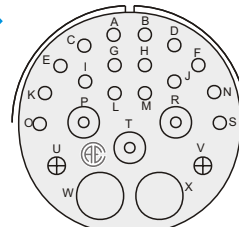
20



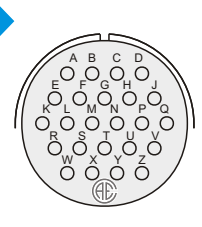
22



23



24

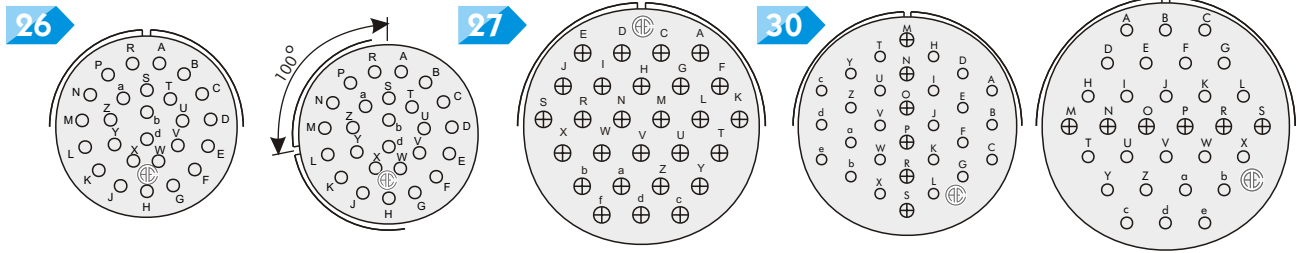


ARRANGEMENT	28 - 16	28 - 11	32 - 6	24 - 28
NO. OF CONTACTS	20	22	23	24
CONTACT SIZE	16	4-12, 18-16	2-4, 3-8, 2-12, 16-16	16
SERVICE RATING	A	A	A	INST.

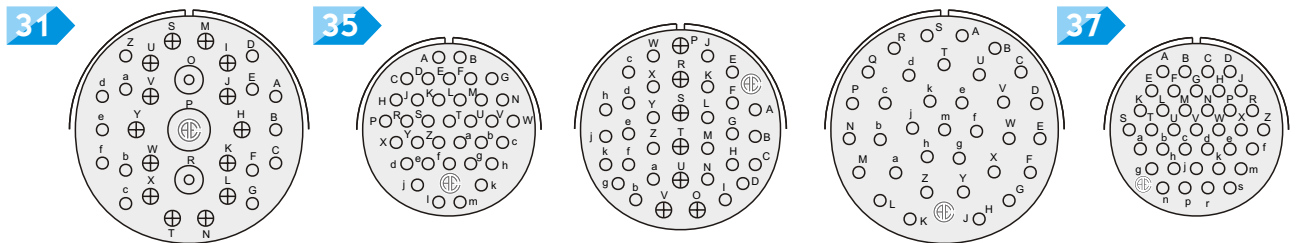
"Connect Through Allied"

To Index

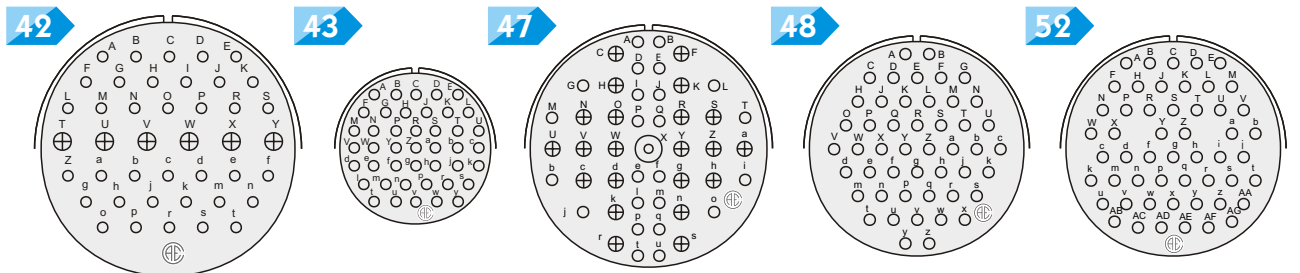
# CONTACT ARRANGEMENTS



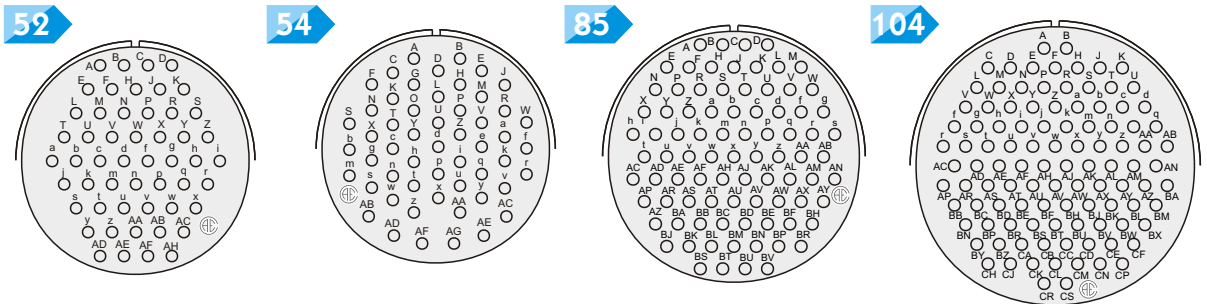
ARRANGEMENT	28 - 12	28 - 13	36L - 46	32 - 8	40 - 1
NO. OF CONTACTS	26	26	27	30	30
CONTACT SIZE	16	16	12	6-12, 24-16	6-12, 24-16
SERVICE RATING	A	A	A	A	D





ARRANGEMENT	36 - 9	28 - 15	32 - 7	36 - 15	28 - 21
NO. OF CONTACTS	31	35	35	35	37
CONTACT SIZE	1-4, 2-8, 14-12, 14-16	16	7-12, 28-16	16	16
SERVICE RATING	A	A	ABHi=INST., BAL-A	m=D, BAL=A	A






ARRANGEMENT	44 - 1	28A - 51	40 - 9	36 - 10	36L - 34
NO. OF CONTACTS	42	43	47	48	52
CONTACT SIZE	6-12, 36-16	16	1-8, 22-12, 24-16	16	16
SERVICE RATING	D	A	A	A	A




**CONTACT LEGEND**

16  12 

8  4 

0 



ARRANGEMENT	36 - 52	32L - 10	40 - 56	44 - 52
NO. OF CONTACTS	52	54	85	104
CONTACT SIZE	16	16	16	16
SERVICE RATING	A	A	A	A

"Connect Through Allied"

To Index

# INSERT CONFIGURATIONS



SR. NO.	INSERT NO.	TOTAL CONTACTS	CONTACT SIZE					ALTERNATE POSITIONS (DEGREES)			
			# 0	# 4	# 8	# 12	# 16	W	X	Y	Z
1	10SL-3	3	-	-	-	-	3	-	-	-	-
2	10SL-4	2	-	-	-	-	2	-	-	-	-
3	12S-3	2	-	-	-	-	2	70	145	215	290
4	12-5 *	1	-	-	-	1	-	-	-	-	-
5	12SP-10	4	-	-	-	-	4	-	-	-	-
6	14S-1	3	-	-	-	-	3	-	-	-	-
7	14S-2	4	-	-	-	-	4	-	120	240	-
8	14S-5	5	-	-	-	-	5	-	110	-	-
9	14S-6	6	-	-	-	-	6	-	-	-	-
10	14S-7	3	-	-	-	-	3	90	180	270	-
11	14S-9	2	-	-	-	-	2	70	145	215	290
12	14SA-61	7	-	-	-	-	7	-	-	-	-
13	16S-1	7	-	-	-	-	7	80	-	-	280
14	16S-4	2	-	-	-	-	2	35	110	250	325
15	16S-5	3	-	-	-	-	3	70	145	215	290
16	16S-8	5	-	-	-	-	5	-	170	265	-
17	16-9	4	-	-	-	2	2	35	110	250	325
18	16-10	3	-	-	-	3	-	90	180	270	-
19	16-11	2	-	-	-	2	-	35	110	250	325
20	18-1	10	-	-	-	-	10	70	145	215	290
21	18-3	2	-	-	-	2	-	35	110	250	325
22	18-4	4	-	-	-	-	4	35	110	250	325
23	18-5	3	-	-	-	2	1	80	110	250	280
24	18-8	8	-	-	-	1	7	70	-	-	290
25	18-9	7	-	-	-	2	5	80	110	250	280
26	18-10	4	-	-	-	4	-	-	120	240	-
27	18-11	5	-	-	-	5	-	-	170	265	-
28	18-12	6	-	-	-	-	6	80	-	-	280
29	20-2	1	1	-	-	-	-	-	-	-	-
30	20-3	3	-	-	-	3	-	70	145	215	290
31	20-4	4	-	-	-	4	-	45	110	250	-
32	20-7	8	-	-	-	-	8	80	110	250	280
33	20-8	6	-	-	2	-	4	80	110	250	280
34	20L-9	9	-	-	-	9	-	-	110	250	-
35	20-14	5	-	-	2	3	-	80	110	250	280
36	20-15	7	-	-	-	7	-	80	-	-	280
37	20-16	9	-	-	-	2	7	80	110	250	280
38	20-17	6	-	-	-	5	1	90	180	270	-
39	20-18	9	-	-	-	3	6	35	110	250	325
40	20-19	3	-	-	3	-	-	90	180	270	-
41	20-23	2	-	-	2	-	-	35	110	250	325
42	20-24	4	-	-	2	-	2	35	110	250	325
43	20-27	14	-	-	-	-	14	35	110	250	325
44	20-29	17	-	-	-	-	17	80	-	-	280
45	20-33	11	-	-	-	-	11	-	-	-	-
46	20L-48	19	-	-	-	-	19	-	80	280	-
47	22-2	3	-	-	3	-	-	70	145	215	290
48	22-7	1	1	-	-	-	-	-	-	-	-
49	22-9	3	-	-	-	3	-	70	145	215	290
50	22-10	4	-	-	-	-	4	35	110	250	325
51	22-14	19	-	-	-	-	19	80	110	250	280
52	22-15	6	-	-	-	5	1	80	110	250	280
53	22-16	9	-	-	-	3	6	80	110	250	280
54	22-18	8	-	-	-	-	8	80	110	250	280
55	22-19	14	-	-	-	-	14	80	110	250	280
56	22-20	9	-	-	-	-	9	35	110	250	325
57	22-22	4	-	-	4	-	-	-	110	250	-
58	22-23	8	-	-	-	8	-	35	-	250	-
59	22-29	7	-	1	-	-	6	80	110	250	280

# INSERT CONFIGURATIONS

SR. NO.	INSERT NO.	TOTAL CONTACTS	CONTACT SIZE					ALTERNATE POSITIONS (DEGREES)			
			# 0	# 4	# 8	# 12	# 16	W	X	Y	Z
60	22-33	7	-	-	-	-	7	80	110	250	280
61	22-34	5	-	-	-	3	2	80	110	250	280
62	24-2	7	-	-	-	7	-	80	-	-	280
63	24-4	4	1	-	-	-	3	80	110	250	280
64	24-5	16	-	-	-	-	16	80	110	250	280
65	24-6	8	-	-	-	8	-	80	110	250	280
66	24-7	16	-	-	-	2	14	80	110	250	280
67	24-9	2	-	2	-	-	-	35	110	250	280
68	24-10	7	-	-	7	-	-	80	-	-	280
69	24-11	9	-	-	3	6	-	35	110	250	325
70	24-12	5	-	2	-	3	-	80	110	250	280
71	24-20	11	-	-	-	2	9	80	110	250	280
72	24-21	10	-	-	1	-	9	80	110	250	280
73	24-22	4	-	-	4	-	-	45	110	250	-
74	24-27	7	-	-	-	-	7	80	-	-	280
75	24-28	24	-	-	-	-	24	80	110	250	280
76	24L-58*	13	-	-	3	3	7	-	-	-	-
77	28-3	3	-	-	3	-	-	70	145	215	290
78	28-5	5	-	2	-	1	2	35	110	250	325
79	28-6	3	-	3	-	-	-	70	145	215	290
80	28-8	12	-	-	-	2	10	80	110	250	280
81	28-9	12	-	-	-	6	6	80	110	250	280
82	28-10	7	-	2	2	3	-	80	110	250	280
83	28-11	22	-	-	-	4	18	80	110	250	280
84	28-12	26	-	-	-	-	26	90	180	270	-
85	28-13	26	-	-	-	-	26	-	-	-	-
86	28-15	35	-	-	-	-	35	80	110	250	280
87	28-16	20	-	-	-	-	20	80	110	250	280
88	28L-16	9	-	4	-	-	5	-	-	-	-
89	28-18	12	-	-	-	-	12	70	145	215	290
90	28-19	10	-	-	-	4	6	80	110	250	280
91	28-20	14	-	-	-	10	4	80	110	250	280
92	28-21	37	-	-	-	-	37	80	110	250	280
93	28-22	6	-	3	-	-	3	70	145	215	290
94	28L-51	43	-	-	-	-	43	-	-	-	-
95	28L-61	16	-	-	-	16	-	-	-	-	-
96	32-3	9	1	2	-	2	4	80	110	250	280
97	32-4	14	-	-	-	2	12	80	110	250	280
98	32-5	2	2	-	-	-	-	35	110	250	325
99	32-6	23	-	2	3	2	16	80	110	250	280
100	32-7	35	-	-	-	7	28	80	125	235	280
101	32-8	30	-	-	-	6	24	80	125	235	280
102	32-9	14	-	2	-	-	12	80	110	250	280
103	32L-10	54	-	-	-	-	54	-	-	-	-
104	32-17	4	-	4	-	-	-	45	110	250	-
105	32L-68	16	-	4	-	-	12	-	-	-	-
106	36-5	4	4	-	-	-	-	-	120	240	-
107	36-9	31	-	1	2	14	14	80	125	235	280
108	36-10	48	-	-	-	-	48	80	125	235	280
109	36-14	16	-	-	5	5	6	90	180	270	-
110	36-15	35	-	-	-	-	35	60	125	245	305
111	36L-34	52	-	-	-	-	52	-	-	-	-
112	36L-46	27	-	-	-	27	-	-	-	-	-
113	36-52	52	-	-	-	-	52	72	144	216	288
114	40-1	30	-	-	-	6	24	65	130	235	300
115	40-9	47	-	-	1	22	24	65	125	225	310
116	40-56	85	-	-	-	-	85	72	144	216	288
117	44-1	42	-	-	-	6	36	65	125	225	310
118	44-52	104	-	-	-	-	104	-	-	-	-

\* CONSULT FACTORY BEFORE ORDERING.  
SPECIAL INSERT ARRANGEMENTS ALSO AVAILABLE.

ALTERNATE POSITIONS: To avoid mis-mating of similar connectors which may be adjacently mounted, polarisation is achieved with different angular positioning of the insulator within the shell. Given here is a list of different angular positions for various contact arrangements.